

Relyx™ U100

Self-Adhesive Universal Resin Cement



	Other resin cements	Relyx™ Unicem / U100
Etch	✓	X
Rinse	✓	X
Dry	✓	X
Prime	✓	X
Dry	✓	X
Bond	✓	X
Dry	✓	✓
Mix Cement	✓	✓
Lute	✓	✓

Relyx™ Cements.
Easy to choose. Easy to use.

Forming a strong bond has never been so simple.

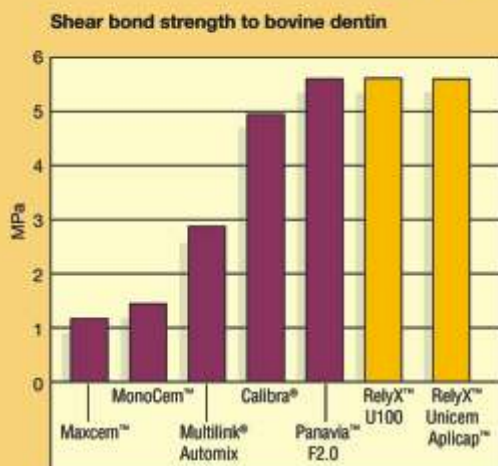
- Easy to use for virtually all indications*
- Eliminates the need for etching, priming and bonding steps
- Low risk of post-operative sensitivity
- Strong, adhesive, esthetic and moisture-tolerant
- Convenient paste-paste delivery system in the Clicker™ Dispenser

Trust the cement that's proven reliable.

With the invention of the first self-adhesive universal resin cement, Relyx™ Unicem Self-Adhesive Universal Resin Cement in the Aplicap™ Capsule, 3M ESPE changed adhesive cementation worldwide. Esthetic and easy-to-use, this revolutionary new cement offered bond strength similar to that of multi-step resin cements, without the need for etching, priming and bonding.

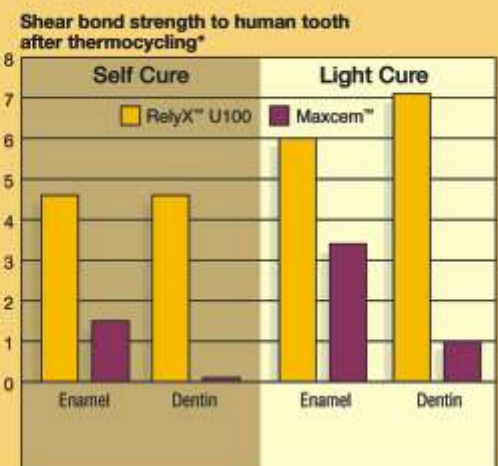
Now, 3M ESPE offers Relyx™ U100 Self-Adhesive Universal Resin Cement in the innovative Clicker™ Dispenser. It features the same proven self-adhesive cement technology trusted in millions of restorations since 2002. So you know it's the reliable choice for virtually all indications.

Bond strength made easy



Immediate (5 min) shear bond strength after light cure. In one step, Relyx U100 cement achieves a bond strength that could only be achieved with multi-step procedures before.

Source: 3M ESPE internal data



*Measured after 14 days water storage and 1,000 thermocycles (5-55°C)

For permanent restorations, the bond strength of Relyx U100 cement stays permanent — even after continuous stress.

Source: Dr. A. Piwowarczyk, University of Frankfurt/Main, Germany, submitted for publication

Get more reliability in fewer steps.

With no need to etch, primer bond, RelyX 100 cementation procedures can be performed in just 5 easy steps.

Pre-treatment of restoration according to manufacturer's recommendation.

Cementing Steps	Typical total-etch resin cement system	Cementation with RelyX™ U100 Cement
1 Tooth stump freed from the provisional restoration and cleaned.		1
2 Etch with a phosphoric acid etching gel.		Not Applicable
3 Thoroughly rinse with water.		Not Applicable
4 Lightly dry with oil-free and anhydrous air or blot dry excess water. Do not overdry.		Not Applicable
5 Apply primer with a disposable applicator and rub in thoroughly.		Not Applicable
6 Dry primer in a light air stream. Avoid direct blowing, as excess may coagulate.		Not Applicable
7 Apply bonding agent with a disposable applicator and rub in thoroughly.		Not Applicable
8 Lightly thin or air dry bonding agent evenly with an air stream. Avoid pooling of the bonding agent. Cure adhesive if indicated.		Not Applicable
9 Mix cement and apply in the restoration and/or cavity.		2
10 Place the restoration (tack cure if preferred).		3
11 Remove excess.		4
12 Light cure or allow to self cure.		5
Final Restoration		5

Get consistent mixing with the clicker™ Dispenser

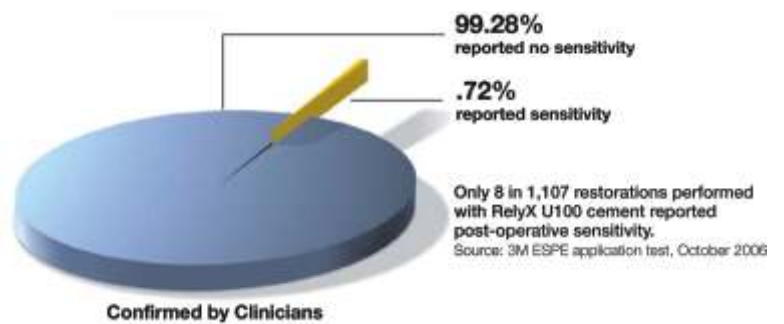
Bond strength meets convenience with our award-winning Clicker Dispenser.

- Exact dosage through easy clicks
- Consistent mixing ratio for dispensed pastes
- No waste of cement through mixing tips
- Consumption level indicator for better material management



Low risk of post-op sensitivity

RelyX™ U100 Self-AAhesive Universal Resin Cement is specifically formulated to be self-adherent and moisture tolerant. And since no pretreatment steps or low molecular weight acids are required, the risk of post-operative sensitivity is very low.



RelyX™ Cements. Easy to choose. Easy to use.

Ordering Information

Item #	Product Information
	RelyX™ U100 Self-AAhesive Universal Resin Cement Single Pack Includes: Clicker Dispenser*, 1 Mix Pad, Instructions, Technique guide
56839	Shade Translucent
56840	Shade A2 Universal
56841	Shade A3 Opaque

RelyX Unicem cement Aplicap™ and Maxicap™ Capsule packages, RelyX™ Fiber Posts and accessories are also available. Ask your certified 3M ESPE distributor for more information.

3M, ESPE, Aplicap, Clicker, Lava, Maxicap and RelyX are trademarks of 3M or 3M ESPE AG. Calibra, Maxcem, MonoCem, MultiLink and Panavia are not trademarks of 3M.

3M India Limited

Concorde Block, UB City, 24, Vittal Mallya Road,
Bangalore - 560001 Tel : +91-80- 22231414/66595759
Fax : +91-80-22231450

3M Health Care Helpline 1-800-425-3030
Toll Free

www.3MESPEINDIA.com

HELPLINES:

Bangalore	Oswald Miranda	93419 68308	moswald@mmm.com
Bangalore	Yathin B Rao	93419 68271	rbyathin@mmm.com
New Delhi	Avnish Chopra	93120 07454	cavnish@mmm.com
New Delhi	Jitender Bhaskar	93120 07466	bjitender@mmm.com
Mumbai	Dr. Dola Banerjee	93249 05770	bdola@mmm.com
Mumbai	Sujit Hota	93245 10023	hsujit@mmm.com
Mumbai	Jacob Malieakal	99679 6796	mjjacob@mmm.com
Chennai	Suresh J	93823 14740	jsuresh@mmm.com
Kolkata	DVK Raju	93398 33735	dvkraj@mmm.com

FOR TECHNICAL QUERIES CONTACT:

Dr. Ruchika Sood, call: 080 - 93426 58331 e-Mail: rsruchika@mmm.com